

Increasing Equity and Access to College Readiness Exams

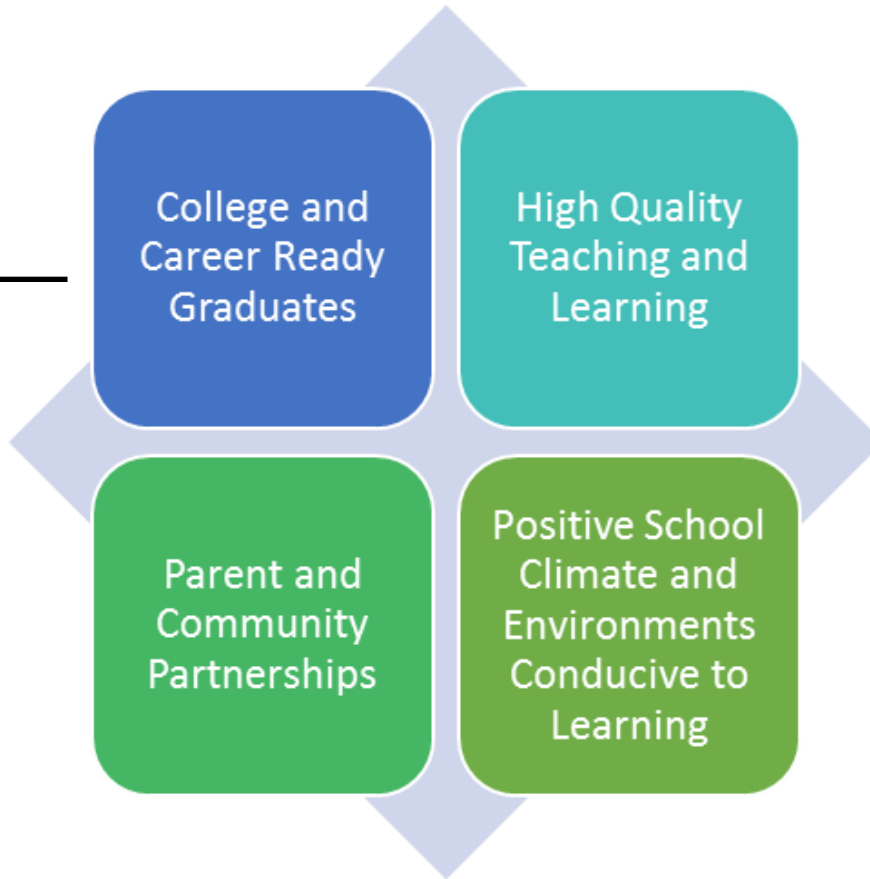


Board of Education Meeting
September 12, 2016

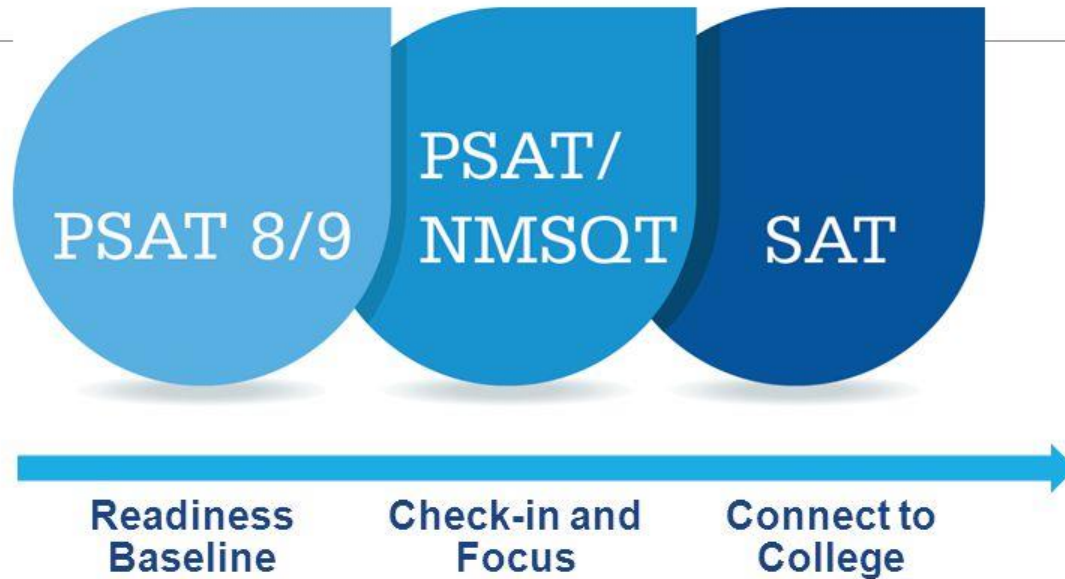
Dr. Ruth Pérez, Superintendent
Dr. Ryan D. Smith, Assistant Superintendent, Secondary Educational Services

District Focus Areas

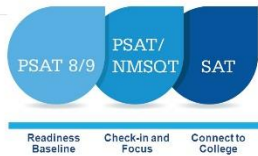
- Knowledge and Skills
- Career Interests
- CTE experiences
- Coursework
- Grades
- Involvement
- **Exam Scores – e.g. SAT**



The SAT Suite of Assessments



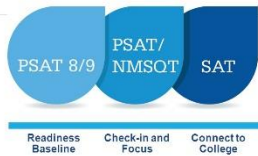
More test details and sample questions at: collegereadiness.collegeboard.org



More test details and sample questions at: collegereadiness.collegeboard.org

Key facts about the PSAT

- Taken in grades 8th - 11th
- Schools can offer during school day or on a Saturday
- Grade level content aligned to CCSS and SAT:
 - Evidenced Based Reading and Writing
 - Mathematics
- College Readiness indicator
- AP Potential
- Big Future – online college and career planning tool
- Comprehensive score reports
- Personalized SAT practice via Khan Academy
- National Merit Scholarship (11th graders)
- Additional Scholarship opportunities

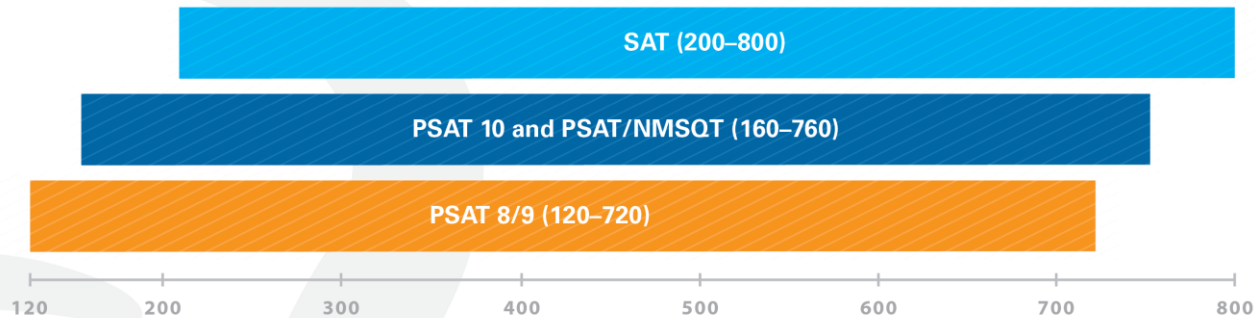


Key facts about the SAT

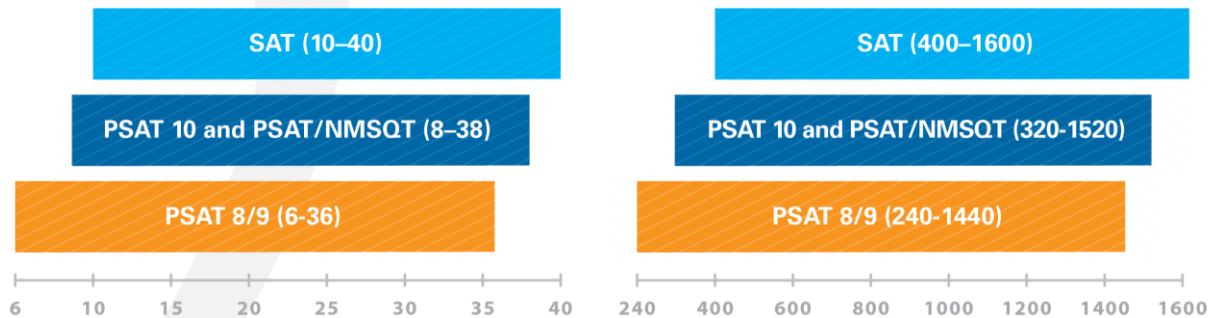
- The nation’s leading college admissions exam
- A key factor in admissions for most colleges
- Big Future – online college and career planning tool
- Comprehensive score reports
- Personalized SAT practice via Khan Academy
- Over two million test takers each year
- Aligned to the Common Core State Standards
- Scores can validate a “conditionally ready for college” EAP status in both English and Math
- **Recommended to be taken at least twice by students**
 - **Spring, 11th grade**
 - **Fall, 12th grade**

Longitudinal Progress Monitoring

Section Scores are placed on a vertical scale.



The same concept holds true for the **Test, Cross-Test Scores** and **Total Score**.

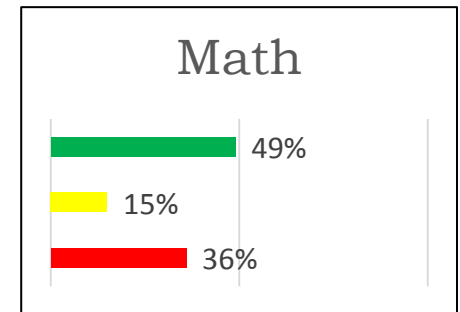
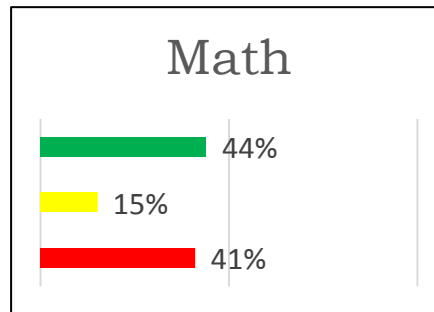
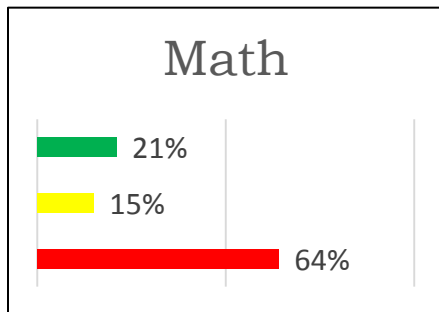
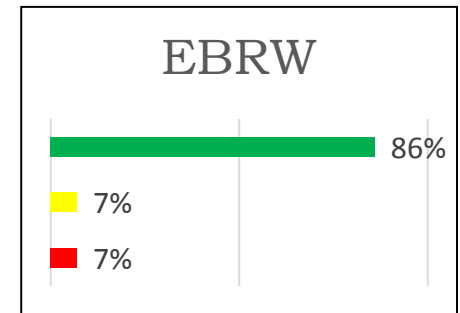
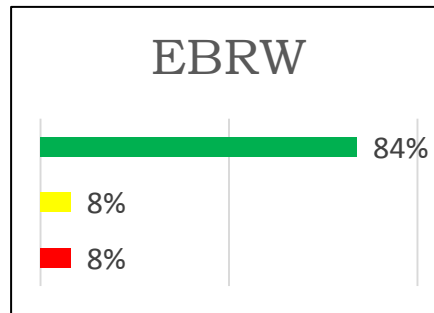
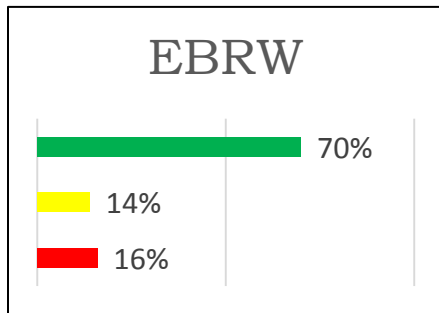


PUSD Background

- All 11th graders took the PSAT at PHS for free during the school day in 2015
- About 250 9th graders took the PSAT at PHS West during the school day in 2015
- About 30 8th graders took the PSAT at Zamboni for free during the school day in 2015
- Students who took the SAT last year signed up on their own, took it on a Saturday somewhere, and paid for it themselves
 - June, 2016 – 190 students
 - May, 2016 – 51 students
 - March, 2016 – 77 students

2015 PHS 11th grade PSAT Performance

PUSD Met Both Benchmarks: 20% Mean Total Score: 870	State Met Both Benchmarks: 44% Mean Total Score: 986	National Met Both Benchmarks: 48% Mean Total Score: 1009
--	--	--



2016 PHS 11th grade SAT Performance*

PUSD
Met Both Benchmarks:

29%

Mean Total Score: 987

State
Met Both Benchmarks:

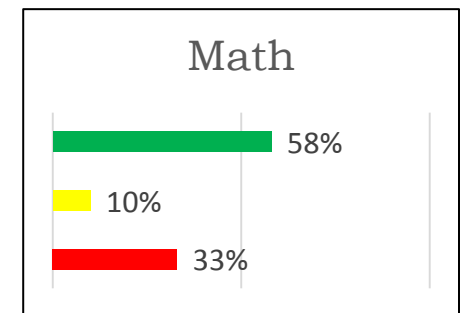
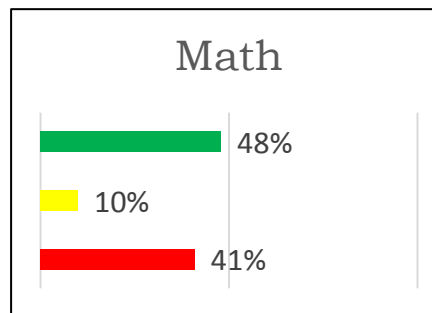
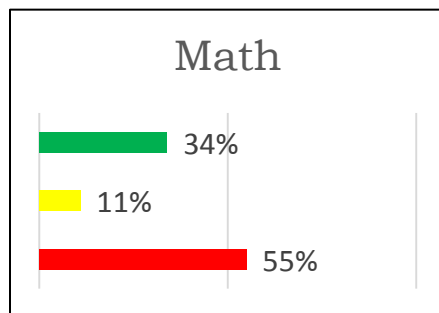
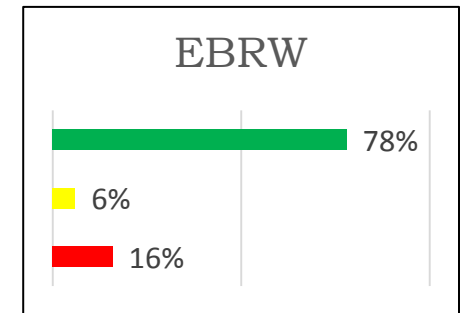
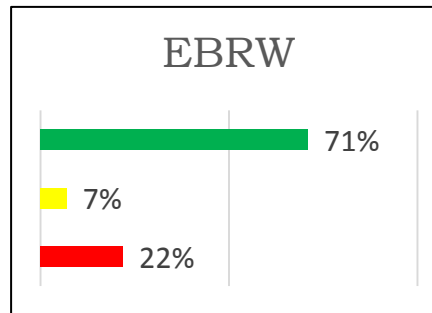
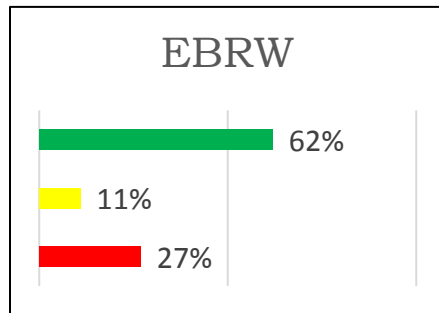
46%

Mean Total Score: 1056

National
Met Both Benchmarks:

55%

Mean Total Score: 1102



*June exam, 187 11th graders

Proposed Next Steps 2016-2017

PSAT 8/9

- Approximately 600 8th graders
- All 9th Graders – October 19

PSAT/NMSQT

- All 10th and **11th Graders** – October 19

SAT

- **All 11th Graders** – April 5
- **1st of 2 Attempts**

After PSAT Testing Takes Place

PSAT 8/9

PSAT/NMSQT

SAT

Results by Early January

- All students access online score reports
- All students access My Big Future
- All students access Khan Academy
- Teachers review score summaries and student scores
- Imbed PSAT/SAT prep into curriculum
- PSAT score interpretation meetings for students and parents
- Identify additional AP students using AP Potential
- **All 11th graders practice for the April SAT using Khan Academy prior to the taking the SAT in April**

Proposed Next Steps 2017-2018 and Beyond

PSAT 8/9

- All 8th Graders - October
- All 9th Graders - October

PSAT/NMSQT

- All 10th and 11th Graders - October

SAT

- **All 12th Graders** – October
- **2nd of 2 Attempts**

SAT

- All 11th Graders – April